

Gas Pressure Regulator RMG 408



**Operation and Maintenance,
Spare Parts**

408.20
edition 07/2004

Serving the Gas Industry - WORLDWIDE



1. General Remarks

Our leaflet 408.00 gives full information with technical data, different versions and dimensions of the gas regulator RMG 408. Details of the accessories can be seen from the following leaflets:

RS 10d	General Description	610.00
	Operation and Maintenance/Spare Parts	610.20
RMG 650	General Description	650.00
	Operation and Maintenance/Spare Parts	650.20
RMG 720	General Description	720.00
	Operation and Maintenance/Spare Parts	720.20
RMG 721	General Description	721.00
	Operation and Maintenance/Spare Parts	721.20
RMG 905	General Description	905.00
	Operation and Maintenance/Spare Parts	905.20

Our brochure "General Operating Instructions for Gas Pressure Regulators and Safety Devices" will be useful to fit the valve into the line, put it into service and find faults that might disturb the operation.

The construction, set-up, supervision and maintenance of gas pressure regulating stations are subject to special technical rules which should be strictly observed, in particular those given by the DVGW Worksheets G 490, G 495 and G 495.

The frequency of periodical maintenance to be foreseen for the gas pressure regulator RMG 408 should be determined according to the prevailing service conditions and the type and composition of the gaseous medium. We, therefore, abstain from imposing any fixed intervals and would rather refer you to the recommendations given by the DVGW Worksheet G 495.

For maintenance all parts are to be cleaned and subjected to a thorough visual inspection. A visual inspection should not be omitted when the course of operation or functional tests have shown lack of regulating accuracy.

Particular care should be given to the checking of sealings and diaphragms, as well as of all carrying and moving parts. Damaged parts should be replaced by new ones.

The item numbers referred to in the maintenance instructions are identical with those of spare parts drawings and spare parts lists.

We recommend to keep all parts that are specially marked in the spare parts lists in stock for prompt maintenance availability.

2. Special Operating Instructions

- Pressurizing the regulator

As a rule to be strictly observed and in order to protect the compensation diaphragm make sure to first pressurize the regulator with the inlet pressure before the outlet pressure can build up. Thus the pressure prevailing in the inlet chamber must always be higher than - but at least be equal to - the pressure prevailing in the outlet chamber.

3. Special Maintenance Instructions

- Fitting the compensation diaphragm (28)

Slightly grease the ompensation diaphragm (28) at its loop areas and surfaces supported by the compensation piston (29) and the locking cover.

Be sure to fit the compensation diaphragm with its inlet pressure side exposed to the inlet pressure and its outlet pressure side exposed to the outlet pressure.

- Replacement of valve sealing (26)

When loosening or tightening the cylinder screw (68) make sure to avoid distorsion of the valve stem (10) by using the fitting tool (point 3.4) to keep it fixed in its position: screw the tool into the diaphragm assembly until the hexagon socket spanner will catch into the upper end of the valve stem to press the valve plate out of its seat. Then secure the upper end of the hexagon socket spanner against distorsion.

Attention! The screw (68) for regulators with valve seat dias. \varnothing 30, 37, or 52 should be fitted with a screw locking (see point 3.3) and tightened under the torque stated in table 3.1.
The screw connection must be free of grease.

- Mounting the diaphragm assembly

Introduce the complete diaphragm assembly into the body (30) vertically in order to avoid damages to the O-ring (57).

3.1 Torque

size	torque M_A in Nm						
	screw item no.						
	3 / 40	16	54	66	68		81 / 85 / 87
					valve seat dia. \varnothing		
				30*, 37*	52, 81, 102		
DN 50/100	75	25	40	15	10	20	40
DN 80/150	75	40	40	15	10	20	-
DN 100/200	75	40	40	15		20	-

* item 68 fitted with screw locking


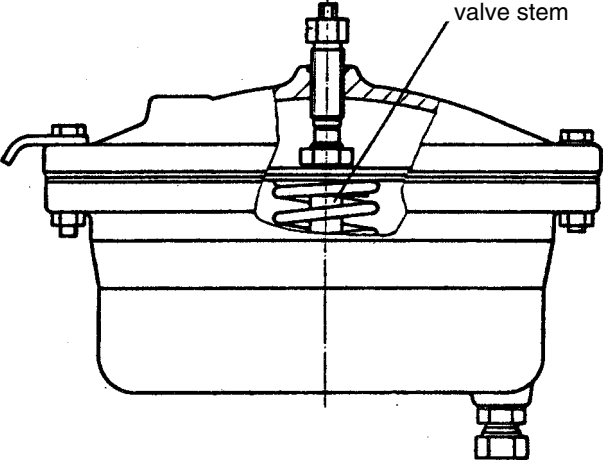
3.2 Lubricants

part (to be greased slightly)	lubricant	part no.
all O-rings, diaphragm fixing reinforcement (7) compensation diaphragm (28) valve stem sliding surfaces (10)	silicone grease	00 027 081
fastening and pipe screws	high duty grease	00 027 058

3.3 Screw Locking

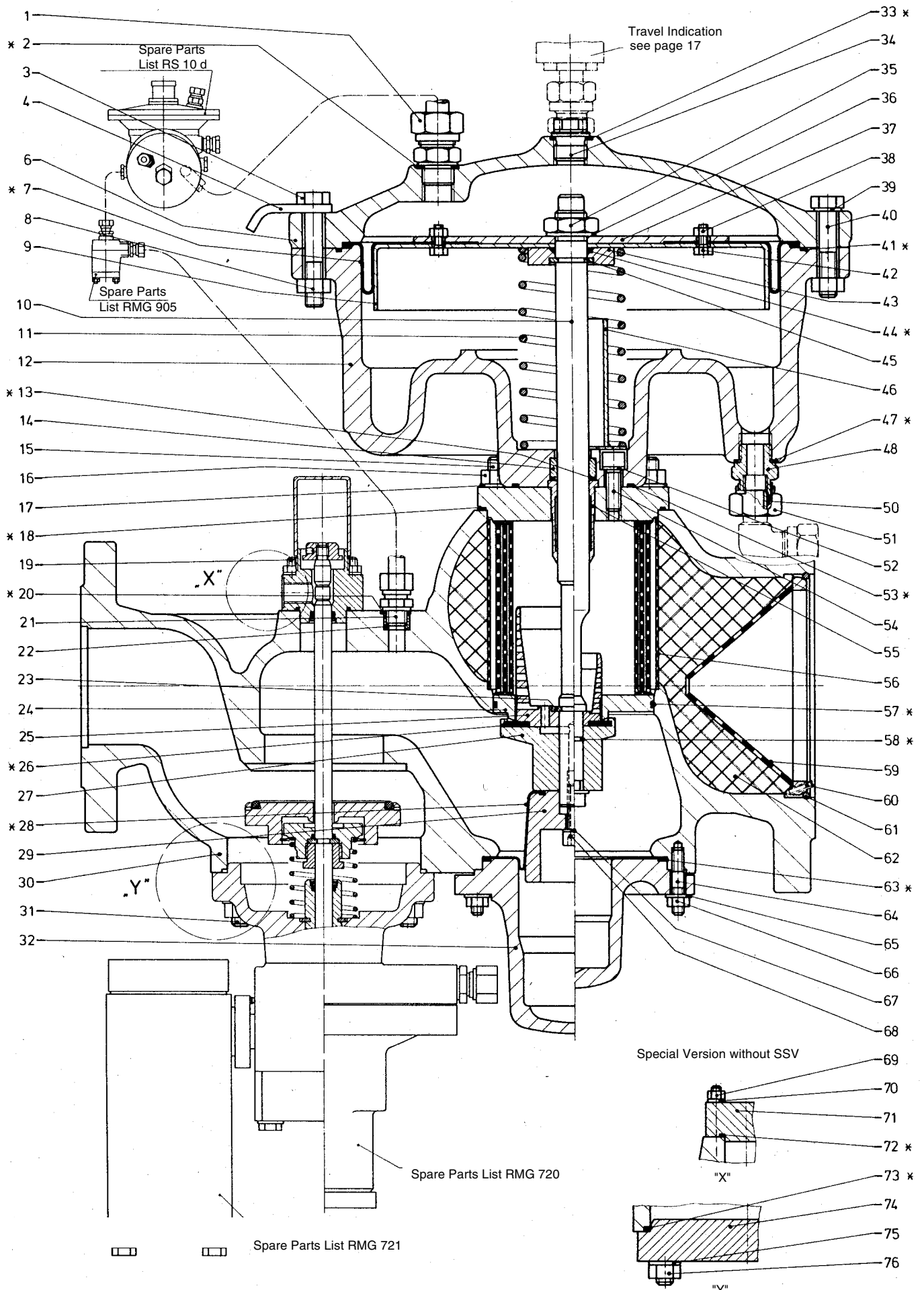
part (to be greased slightly)	screw locking	part no.
screw (68) for valve dias. Ø 30,37, 52	LOCTITE	00 026 688

3.4 Fitting Tools

tool	mounting position				
<p>screwed plug with hexagon socket spanner</p> 					
<table border="1"> <tr> <td></td> <td>part no.</td> </tr> <tr> <td>SW 10</td> <td>10 007 895</td> </tr> </table>		part no.	SW 10	10 007 895	
	part no.				
SW 10	10 007 895				

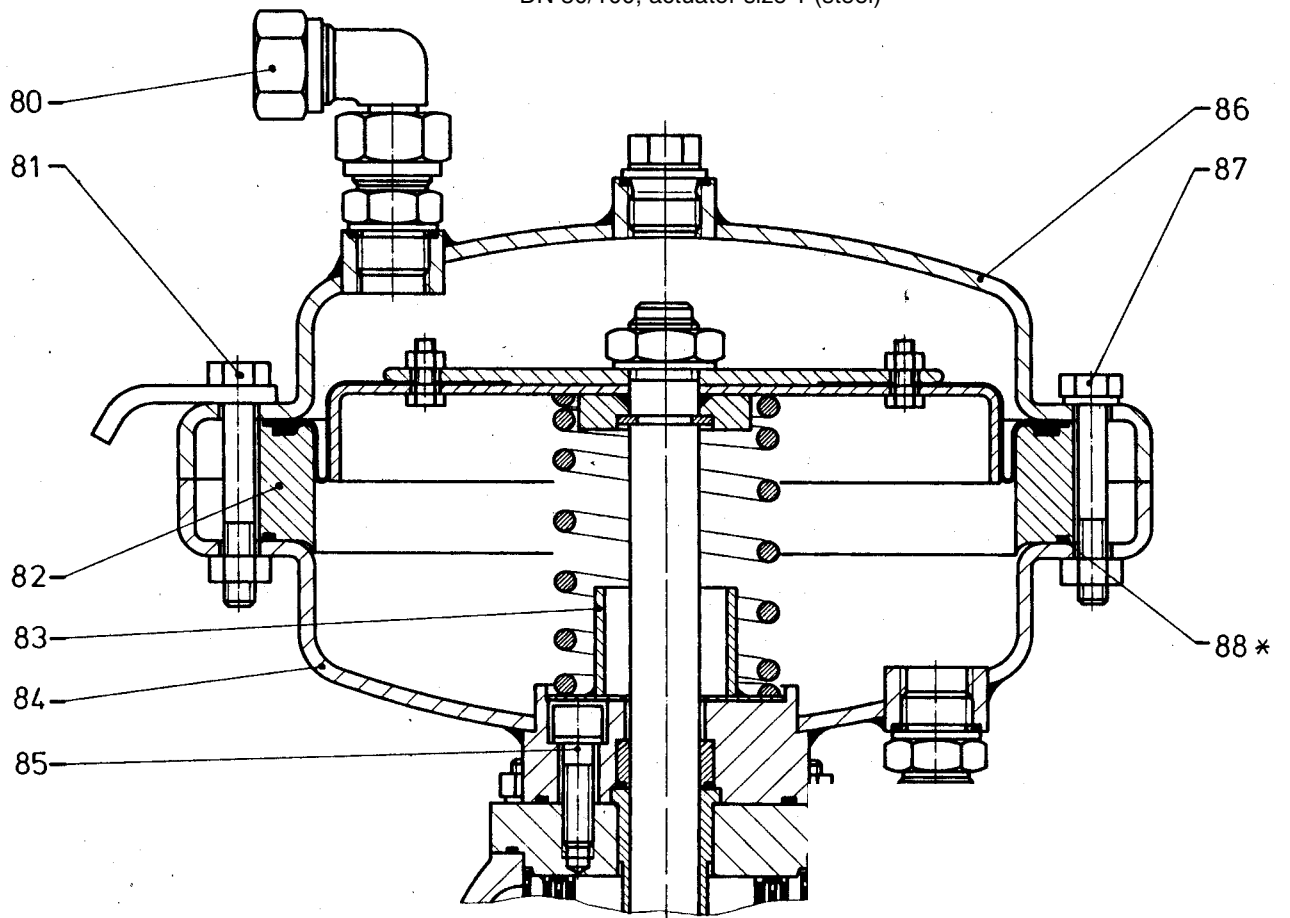
4 Spare Parts

4.1 Spare Parts Drawing RMG 408

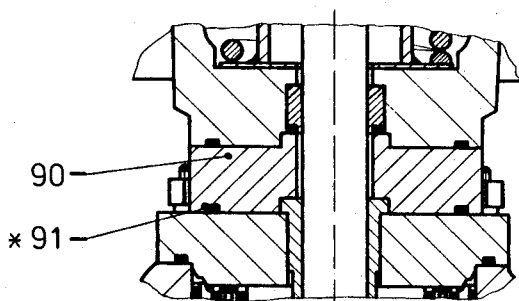


Spare Parts Drawing RMG 408

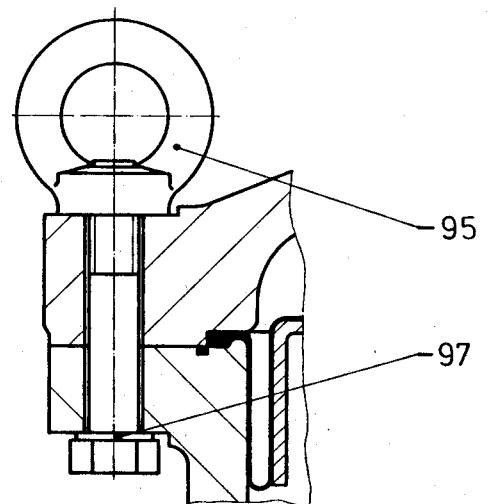
DN 50/100, actuator size 1 (steel)



DN 50/100, actuator size 2
(intermediate ring)



DN 100/200, actuator size 3



* Parts marked by an asterisk (*) are to be kept in stock for maintenance

4.2 Spare Parts List RMG 408 DN 50/100 with Actuator Size 1

item no.	description	material	part no.		
			valve seat size Ø 30	valve seat size Ø 37	valve seat size Ø 52
1	screws:				
-	threaded adapter	St	00 030 169	00 030 169	00 030 169
-	cap nut	St	00 030 804	00 030 804	00 030 804
-	compression joint	St	00 030 904	00 030 904	00 030 904
2*	sealing ring	LM	00 018 787	00 018 787	00 018 787
3	hexagon screw	St	00 010 440	00 010 440	00 010 440
4	transport clip	St	10 014 929	10 014 929	10 014 929
7*	rolling diaphragm	KG	10 007 378	10 007 378	10 007 378
8	hexagon nut	St	00 005 692	00 005 692	00 005 692
9	diaphragm plate	St	10 007 374	10 007 374	10 007 374
10	valve stem	NSt	10 007 398	10 007 398	10 007 398
11	pressure spring: 0,2 bar to 16 bar	FSt	10 007 392	10 007 392	10 007 392
13*	O-ring	KG	00 020 327	00 020 327	00 020 327
14*	bush	KG	10 007 689	10 007 689	10 007 689
15	stud	St	00 012 203	00 012 203	00 012 203
16	hexagon nut	St	00 005 692	00 005 692	00 005 692
17	safety washer	St	00 014 113	00 014 113	00 014 113
18*	O-ring	KG	00 020 449	00 020 449	00 020 449
19	stud	St	00 012 324	00 012 324	00 012 324
20*	sealing ring	LM	00 018 789	00 018 789	00 018 789
21	screws:				
-	threaded adapter	St	00 030 111	00 030 111	00 030 111
-	cap nut	St	00 030 803	00 030 803	00 030 803
-	compression joint	St	00 030 903	00 030 903	00 030 903
22	HELI-COIL threaded insert	LM	00 026 677	00 026 677	00 026 677
24	orifice	St	10 007 407	10 007 406	10 007 405
25*	perforated expansion piece	K/LM	10 007 462	10 007 461	10 007 460
26*	sealing washer	KG	10 007 446	10 007 445	10 007 442
27	valve plate	LM	10 007 448	10 007 449	10 007 437
28*	compensation diaphragm	KG	-	-	10 007 453
29	compensation piston	LM	-	-	10 007 455
30	valve body	GLM	10 007 335	10 007 335	10 007 335
31	stud	St	00 012 203	00 012 203	00 012 203
32	closing cover	GLM	10 007 467	10 007 467	10 007 467
33*	sealing ring	LM	00 018 787	00 018 787	00 018 787
34	screw plug	St	00 026 367	00 026 367	00 026 367
35	hexagon nut	St	00 013 109	00 013 109	00 013 109
36	safety washer	St	00 014 134	00 014 134	00 014 134
37	pressure plate for diaphragm	St	10 007 386	10 007 386	10 007 386
38	hexagon nut	St	00 003 399	00 003 399	00 003 399
39	safety washer	St	00 014 113	00 014 113	00 014 113
40	hexagon screw	St	00 010 020	00 010 020	00 010 020
41*	sealing ring	KG	00 020 512	00 020 512	00 020 512
42	hexagon screw	St	00 010 182	00 010 182	00 010 182

Parts marked by an asterisk (*) are to be kept in stock for maintenance

Material-key:

St	... steel	KG	... rubber-like plastic material	K	... plastic material
FSt	... spring steel	LM	... light metal	NSt	...stainless steel
Ms	... brass	GLM	... light metal cast		

Spare Parts List RMG 408 DN 50 /100 with Actuator Size 1

item no.	description	material	part no.		
			valve seat size ø 30	valve seat size ø 37	valve seat size ø 52
43	support for diaphragm plate	St	10 007 587	10 007 587	10 007 587
44*	O-ring	KG	00 020 323	00 020 323	00 020 323
45	ring segment	St	10 007 589	10 007 589	10 007 589
47*	sealing ring	LM	00 018 787	00 018 787	00 018 787
48	threaded adapter	St	10 007 641	10 007 641	10 007 641
49	angular connecting sleeve	St	00 031 203	00 031 203	00 031 203
50	compression joint	St	00 030 906	00 030 906	00 030 906
51	cap nut	St	00 030 807	00 030 807	00 030 807
52	safety washer	St	00 014 113	00 014 113	00 014 113
53*	O-ring	KG	00 020 246	00 020 246	00 020 246
55*	flush bushing	Ms	10 007 409	10 007 409	10 007 409
56	protection pipe	St	10 007 479	10 007 479	10 007 479
57*	O-ring	KG	00 020 246	00 020 246	00 020 246
58*	O-ring	KG	00 020 595	00 020 595	-
59	flow straightener	St	10 014 000	10 014 000	10 014 000
61	circlip	FSt	00 026 373	00 026 373	00 026 373
62	filling material: wire springs	FSt	00 026 361	00 026 361	00 026 361
63*	O-ring	KG	00 020 431	00 020 431	-
64	stud	St	00 012 328	00 012 328	00 012 328
65	washer	St	00 008 281	00 008 281	00 008 281
66	hexagon nut	St	00 005 559	00 005 559	00 005 559
67	safety washer (washer)	St	00 008 281	00 008 281	00 014 112
68	cylinder screw	St	00 010 322	00 010 322	00 010 428
69	hexagon nut	St	00 003 399	00 003 399	00 003 399
70	washer	St	00 008 279	00 008 279	00 008 279
71	upper covering plate	LM	10 007 693	10 007 693	10 007 693
72*	O-ring	KG	00 020 281	00 020 281	00 020 281
73*	O-ring	KG	00 020 246	00 020 246	00 020 246
74	lower covering plate	LM	10 007 475	10 007 475	10 007 475
75	safety washer	St	00 014 113	00 014 113	00 014 113
76	hexagon nut	St	00 005 692	00 005 692	00 005 692
80	angular connecting sleeve:				
-	adapter	St	00 031 213	00 031 213	00 031 213
-	cap nut	St	00 030 804	00 030 804	00 030 804
-	compression joint	St	00 030 904	00 030 904	00 030 904
81	hexagon screw	St	00 010 440	00 010 440	00 010 440
82	distance ring	St	10 007 372	10 007 372	10 007 372
83	valve travel limitation device	St	10 007 491	10 007 491	10 007 492
84	diaphragm assembly	St	10 007 359	10 007 359	10 007 359
85	cylinder screw	St	00 010 441	00 010 441	00 010 441
86	cover	St	10 007 367	10 007 367	10 007 367
87	hexagon screw	St	00 010 020	00 010 020	00 010 020
88*	O-ring	KG	00 020 512	00 020 512	00 020 512

Parts marked by an asterisk (*) are to be kept in stock for maintenance

Material-key:

St	... steel	KG	... rubber-like plastic material
FSt	... spring steel	LM	... light metal
Ms	... brass	Nst	... stainless steel

4.3 Spare Parts List RMG 408 DN 50/100 with Actuator Size 2

item no.	description	material	part no.		
			valve seat size Ø 30	valve seat size Ø 37	valve seat size Ø 52
1	screws:				
-	threaded adapter	St	00 030 169	00 030 169	00 030 169
-	cap nut	St	00 030 804	00 030 804	00 030 804
-	compression joint	St	00 030 904	00 030 904	00 030 904
2*	sealing ring	LM	00 018 787	00 018 787	00 018 787
3	hexagon screw	St	00 010 014	00 010 014	00 010 014
4	transport clip	St	10 014 035	10 014 035	10 014 035
6	cover	GLM	10 007 563	10 007 563	10 007 563
7*	rolling diaphragm	KG	10 002 588	10 002 588	10 002 588
8	hexagon nut	St	00 013 120	00 013 120	00 013 120
9	diaphragm plate	St	10 007 573	10 007 573	10 007 573
10	valve stem	NSt	10 007 400	10 007 400	10 007 400
11	pressure spring: 0,2 bar to 16 bar	FSt	10 007 592	10 007 592	10 007 592
12	diaphragm assembly	GLM	10 007 357	10 007 357	10 007 357
13*	O-ring	KG	00 020 327	00 020 327	00 020 327
14*	bush	KG	10 007 689	10 007 689	10 007 689
15	stud	St	00 012 203	00 012 203	00 012 203
16	hexagon nut	St	00 005 692	00 005 692	00 005 692
17	safety washer	St	00 014 113	00 014 113	00 014 113
18*	O-ring	KG	00 020 449	00 020 449	00 020 449
19	stud	St	00 012 324	00 012 324	00 012 324
20*	sealing ring	LM	00 018 789	00 018 789	00 018 789
21	screws:				
-	threaded adapter	St	00 030 111	00 030 111	00 030 111
-	cap nut	St	00 030 803	00 030 803	00 030 803
-	compression joint	St	00 030 903	00 030 903	00 030 903
22	HELI-COIL threaded insert	St	00 026 677	00 026 677	00 026 677
24	orifice	St	10 007 407	10 007 406	10 007 405
25*	perforated expansion piece	K/LM	10 007 462	10 007 461	10 007 460
26*	sealing washer	KG	10 007 446	10 007 445	10 007 442
27	valve plate	LM	10 007 448	10 007 449	10 007 437
28*	compensation diaphragm	KG	-	-	10 007 453
29	compensation piston	LM	-	-	10 007 455
30	valve body	GLM	10 007 335	10 007 335	10 007 335
31	stud	St	00 012 203	00 012 203	00 012 203
32	cover	GLM	10 007 467	10 007 467	10 007 467
33*	sealing ring	LM	00 018 787	00 018 787	00 018 787
34	screw plug	St	00 026 367	00 026 367	00 026 367
35	hexagon nut	St	00 013 109	00 013 109	00 013 109
36	safety washer	St	00 014 134	00 014 134	00 014 134
37	pressure plate for diaphragm	St	10 007 584	10 007 584	10 007 584
38	hexagon nut	St	00 003 399	00 003 399	00 003 399
39	safety washer	St	00 014 114	00 014 114	00 014 114

Parts marked by an asterisk (*) are to be kept in stock for maintenance

Material-key:

St	... steel	KG	... rubber-like plastic material	K	... plastic material
FSt	... spring steel	LM	... light metal	NSt	...stainless steel
Ms	... brass	GLM	... light metal cast		

Spare Parts List RMG 408 DN 50 /100 with Actuator Size 2

item no.	description	material	part no.		
			valve seat size Ø 30	valve seat size Ø 37	valve seat size Ø 52
40	hexagon screw	St	00 010 169	00 010 169	00 010 169
41*	sealing ring	KG	10 002 098	10 002 098	10 002 098
42	hexagon screw	St	00 010 182	00 010 182	00 010 182
43	support for diaphragm plate	St	10 007 587	10 007 587	10 007 587
44*	O-ring	KG	00 020 323	00 020 323	00 020 323
45	ring segment	St	10 007 589	10 007 589	10 007 589
46	valve travel limitation device	St	10 007 648	10 007 648	10 007 647
47*	sealing ring	LM	00 018 787	00 018 787	00 018 787
48	threaded adapter	St	10 007 641	10 007 641	10 007 641
50	compression joint	St	00 030 906	00 030 906	00 030 906
51	cap nut	St	00 030 807	00 030 807	00 030 807
52	safety washer	St	00 014 113	00 014 113	00 014 113
53*	O-ring	KG	00 020 246	00 020 246	00 020 246
54	cylinder screw	St	10 010 450	10 010 450	10 010 450
55*	flush bushing	Ms	10 007 409	10 007 409	10 007 409
56	protection element	St	10 007 479	10 007 479	10 007 479
57*	O-ring	KG	00 020 246	00 020 246	00 020 246
58*	O-ring	KG	00 020 595	00 020 595	-
59	flow straightener	St	10 014 000	10 014 000	10 014 000
61	circlip	FSt	00 026 373	00 026 373	00 026 373
62	filling material: wire springs	FSt	00 026 361	00 026 361	00 026 361
63*	O-ring	KG	00 020 431	00 020 431	-
64	stud	St	00 012 328	00 012 328	00 012 328
65	washer	St	00 008 281	00 008 281	00 008 281
66	hexagon nut	St	00 005 559	00 005 559	00 005 559
67	safety washer (washer)	St	00 008 281	00 008 281	00 014 112
68	cylinder screw	St	00 010 322	00 010 322	00 010 428
69	hexagon nut	St	00 003 399	00 003 399	00 003 399
70	washer	St	00 008 279	00 008 279	00 008 279
71	upper covering plate	LM	10 007 693	10 007 693	10 007 693
72*	O-ring	KG	00 020 281	00 020 281	00 020 281
73*	O-ring	KG	00 020 246	00 020 246	00 020 246
74	lower covering plate	LM	10 007 475	10 007 475	10 007 475
75	safety washer	St	00 014 113	00 014 113	00 014 113
76	hexagon nut	St	00 005 692	00 005 692	00 005 692
90	distance ring	St	10 007 377	10 007 377	10 007 377
91*	O-ring	KG	00 020 246	00 020 246	00 020 246

Parts marked by an asterisk (*) are to be kept in stock for maintenance

Material-key:

St	... steel	KG	... rubber-like plastic material
FSt	... spring steel	LM	... light metal
Ms	... brass	NSt	... stainless steel

4.4 Spare Parts List RMG 408 DN 80/150 with Actuator Size 2

item no.	description	material	part no.		
			valve seat size Ø 37	valve seat size Ø 52	valve seat size Ø 81
1	screws:				
-	threaded adapter	St	00 030 169	00 030 169	00 030 169
-	cap nut	St	00 030 804	00 030 804	00 030 804
-	compression joint	St	00 030 904	00 030 904	00 030 904
2*	sealing ring	LM	00 018 787	00 018 787	00 018 787
3	hexagon screw	St	00 010 014	00 010 014	00 010 014
4	transport clip	St	10 014 035	10 014 035	10 014 035
6	cover	GLM	10 007 563	10 007 563	10 007 563
7*	rolling diaphragm	KG	10 002 588	10 002 588	10 002 588
8	hexagon nut	St	00 013 120	00 013 120	00 013 120
9	diaphragm plate	St	10 007 573	10 007 573	10 007 573
10	valve stem	NSt	10 007 600	10 007 600	10 007 597
11	pressure spring: 0,2 bar to 16 bar	FSt	10 007 592	10 007 592	10 007 592
12	diaphragm assembly	GLM	10 007 555	10 007 555	10 007 555
13*	O-ring	KG	00 020 327	00 020 327	00 020 327
14*	bush	KG	10 007 689	10 007 689	10 007 689
15	stud	St	00 012 067	00 012 067	00 012 067
16	hexagon nut	St	00 013 120	00 013 120	00 013 120
17	safety washer	St	00 014 114	00 014 114	00 014 114
18*	O-ring	KG	00 020 428	00 020 428	00 020 428
19	stud	St	00 012 324	00 012 324	00 012 324
20*	sealing ring	LM	00 018 789	00 018 789	00 018 789
21	screws:				
-	threaded adapter	St	00 030 111	00 030 111	00 030 111
-	cap nut	St	00 030 803	00 030 803	00 030 803
-	compression joint	St	00 030 903	00 030 903	00 030 903
22	HELI-COIL threaded insert	St	00 026 677	00 026 677	00 026 677
23	ring segment	St	-	-	10 007 589
24	orifice	St	10 007 607	10 007 606	10 007 605
25*	perforated expansion piece	K/LM	10 007 461	10 007 460	10 007 634
26*	sealing washer	KG	10 007 445	10 007 442	10 007 644
27	valve plate	LM	10 007 449	10 007 437	10 007 638
28*	compensation diaphragm	KG	-	10 007 453	10 007 655
29	compensation piston	LM	-	10 007 455	10 007 455
30	valve body	GLM	10 007 537	10 007 537	10 007 537
31	stud	St	00 012 067	00 012 067	00 012 067
32	cover	GLM	10 007 467	10 007 467	10 007 669
33*	sealing ring	LM	00 018 787	00 018 787	00 018 787
34	screw plug	St	00 026 367	00 026 367	00 026 367
35	hexagon nut	St	00 013 109	00 013 109	00 013 109
36	safety washer	St	00 014 134	00 014 134	00 014 134
37	pressure plate for diaphragm	St	10 007 584	10 007 584	10 007 584
38	hexagon nut	St	00 003 399	00 003 399	00 003 399

Parts marked by an asterisk (*) are to be kept in stock for maintenance

Material-key:

St	... steel	KG	... rubber-like plastic material	K	... plastic material
FSt	... spring steel	LM	... light metal	NSt	...stainless steel
Ms	... brass	GLM	... light metal cast		

Spare Parts List RMG 408 DN 80/150 with Actuator Size 2

item no.	description	material	part no.		
			valve seat size Ø 37	valve seat size Ø 52	valve seat size Ø 81
39	safety washer	St	00 014 114	00 014 114	00 014 114
40	hexagon screw	St	00 010 169	00 010 169	00 010 169
41*	sealing ring	KG	10 002 098	10 002 098	10 002 098
42	hexagon screw	St	00 010 182	00 010 182	00 010 182
43	support for diaphragm plate	St	10 007 587	10 007 587	10 007 587
44*	O-ring	KG	00 020 323	00 020 323	00 020 323
45	ring segment	St	10 007 589	10 007 589	10 007 589
46	valve travel limitation device	St	10 007 648	10 007 647	-
47*	sealing ring	LM	00 018 787	00 018 787	00 018 787
48	threaded adapter	St	10 007 641	10 007 641	10 007 641
50	compression joint	St	00 030 906	00 030 906	00 030 906
51	cap nut	St	00 030 807	00 030 807	00 030 807
52	safety washer	St	00 014 113	00 014 113	00 014 113
53*	O-ring	KG	00 020 246	00 020 246	00 020 246
54	cylinder screw	St	00 010 400	00 010 400	00 010 400
55*	flush bushing	Ms	10 007 409	10 007 409	10 007 409
56	protection element	St	10 007 679	10 007 679	10 007 679
57*	O-ring	KG	00 020 247	00 020 247	00 020 247
58*	O-ring	KG	00 020 595	-	-
59	flow straightener	St	10 014 005	10 014 005	10 014 005
61	circlip	FSt	10 014 036	10 014 036	10 014 036
62	filling material: wire springs	FSt	00 026 361	00 026 361	00 026 361
63*	O-ring	KG	00 020 431	-	-
64	stud	St	00 012 328	00 012 328	00 012 328
65	washer	St	00 008 281	00 008 281	00 008 281
66	hexagon nut	St	00 005 559	00 005 559	00 005 559
67	safety washer (washer)	St	00 008 281	00 014 112	00 014 113
68	cylinder screw	St	00 010 322	00 010 428	10 007 687
69	hexagon nut	St	00 003 399	00 003 399	00 003 399
70	washer	St	00 008 279	00 008 279	00 008 279
71	upper covering plate	LM	10 007 693	10 007 693	10 007 693
72*	O-ring	KG	00 020 281	00 020 281	00 020 281
73*	O-ring	KG	00 020 427	00 020 427	00 020 427
74	lower covering plate	LM	10 007 675	10 007 675	10 007 675
75	safety washer	St	00 014 114	00 014 114	00 014 114
76	hexagon nut	St	00 013 120	00 013 120	00 013 120

Parts marked by an asterisk (*) are to be kept in stock for maintenance

Material-key:

St	... steel	KG	... rubber-like plastic material
FSt	... spring steel	LM	... light metal
Ms	... brass	NSt	... stainless steel

4.5 Spare Parts List RMG 408 DN 100/200 with Actuator Size 2

item no.	description	material	part no.		
			valve seat size Ø 52	valve seat size Ø 81	valve seat size Ø 102
1	screws:				
-	threaded adapter	St	00 030 169	00 030 169	00 030 169
-	cap nut	St	00 030 804	00 030 804	00 030 804
-	compression joint	St	00 030 904	00 030 904	00 030 904
2*	sealing ring	LM	00 018 787	00 018 787	00 018 787
3	hexagon screw	St	00 010 014	00 010 014	00 010 014
4	transport clip	St	10 014 035	10 014 035	10 014 035
6	cover	GLM	10 007 563	10 007 563	10 007 563
7*	rolling diaphragm	KG	10 002 588	10 002 588	10 002 588
8	hexagon nut	St	00 013 120	00 013 120	00 013 120
9	diaphragm plate	St	10 007 573	10 007 573	10 007 573
10	valve stem	NSt	10 007 800	10 007 797	10 007 797
11	pressure spring: 0,2 bar to 16 bar	FSt	10 007 592	10 007 592	10 007 592
12	diaphragm assembly	GLM	10 007 555	10 007 555	10 007 555
13*	O-ring	KG	00 020 327	00 020 327	00 020 327
14*	bush	KG	10 007 689	10 007 689	10 007 689
15	stud	St	00 012 067	00 012 067	00 012 067
16	hexagon nut	St	00 013 120	00 013 120	00 013 120
17	safety washer	St	00 014 114	00 014 114	00 014 114
18*	O-ring	KG	00 020 324	00 020 324	00 020 324
19	stud	St	00 012 324	00 012 324	00 012 324
20*	sealing ring	LM	00 018 789	00 018 789	00 018 789
21	screws:				
-	threaded adapter	St	00 030 111	00 030 111	00 030 111
-	cap nut	St	00 030 803	00 030 803	00 030 803
-	compression joint	St	00 030 903	00 030 903	00 030 903
22	HELI-COIL threaded insert	St	00 026 677	00 026 677	00 026 677
23	ring segment	St	-	10 007 589	10 007 589
24	orifice	St	10 007 805	10 007 806	10 007 807
25*	perforated expansion piece	K/LM	10 007 460	10 007 634	10 007 834
26*	sealing washer	KG	10 007 442	10 007 644	10 007 844
27	valve plate	LM	10 007 437	10 007 638	10 007 838
28*	compensation diaphragm	KG	10 007 861	10 007 857	10 007 853
29	compensation piston	LM	10 007 455	10 007 856	10 007 852
30	valve body	GLM	10 007 735	10 007 735	10 007 735
31	stud	St	00 012 067	00 012 067	00 012 067
32	cover	GLM	10 007 876	10 007 875	10 007 874
33*	sealing ring	LM	00 018 787	00 018 787	00 018 787
34	screw plug	St	00 026 367	00 026 367	00 026 367
35	hexagon nut	St	00 013 109	00 013 109	00 013 109
36	safety washer	St	00 014 134	00 014 134	00 014 134
37	pressure plate for diaphragm	St	10 007 584	10 007 584	10 007 584
38	hexagon nut	St	00 003 399	00 003 399	00 003 399

Parts marked by an asterisk (*) are to be kept in stock for maintenance

material key:

St	... steel	KG	... rubber-like plastic material	NSt	... stainless steel
FSt	... spring steel	LM	... light metal		
Ms	... brass	GLM	... light metal cast		

Spare Parts List RMG 408 DN 100/200 with Actuator Size 2

item no.	description	material	part no.		
			valve seat size ø 52	valve seat size ø 81	valve seat size ø 102
39	safety washer	St	00 014 114	00 014 114	00 014 114
40	hexagon screw	St	00 010 169	00 010 169	00 010 169
41*	sealing ring	KG	10 002 098	10 002 098	10 002 098
42	hexagon screw	St	00 010 182	00 010 182	00 010 182
43	support for diaphragm plate	St	10 007 587	10 007 587	10 007 587
44*	O-ring	KG	00 020 323	00 020 323	00 020 323
45	ring segment	St	10 007 589	10 007 589	10 007 589
46	valve travel limitation device	St	10 007 647	-	-
47*	sealing ring	LM	00 018 787	00 018 787	00 018 787
48	threaded adapter	St	10 007 641	10 007 641	10 007 641
49	angular connecting sleeve	St	00 031 203	00 031 203	00 031 203
50	compression joint	St	00 030 906	00 030 906	00 030 906
51	cap nut	St	00 030 807	00 030 807	00 030 807
52	safety washer	St	00 014 113	00 014 113	00 014 113
53*	O-ring	KG	00 020 246	00 020 246	00 020 246
54	cylinder screw	St	00 010 400	00 010 400	00 010 400
55*	flush bushing	Ms	10 007 841	10 007 841	10 007 841
56	Schutzrohr	St	10 007 879	10 007 879	10 007 879
57*	O-ring	KG	00 020 491	00 020 491	00 020 491
59	flow straightener	St	10 007 881	10 007 881	10 007 881
60	threaded pin	St	00 012 468	00 012 468	00 012 468
61	circlip	FSt	10 007 885	10 007 885	10 007 885
62	filling material: wire springs	FSt	00 026 361	00 026 361	00 026 361
64	stud	St	00 012 381	00 012 381	00 012 381
65	washer	St	00 008 281	00 008 281	00 008 281
66	hexagon nut	St	00 005 559	00 005 559	00 005 559
67	safety washer (washer)	St	00 014 112	00 014 113	00 014 113
68	cylinder screw	St	00 010 428	00 007 687	00 007 687
69	hexagon nut	St	00 003 399	00 003 399	00 003 399
70	washer	St	00 008 279	00 008 279	00 008 279
71	upper covering plate	LM	10 007 693	10 007 693	10 007 693
72*	O-ring	KG	00 020 281	00 020 281	00 020 281
73*	O-ring	KG	00 020 427	00 020 427	00 020 427
74	lower covering plate	LM	10 007 675	10 007 675	10 007 675
75	safety washer	St	00 014 114	00 014 114	00 014 114
76	hexagon nut	St	00 013 120	00 013 120	00 013 120

Parts marked by an asterisk (*) are to be kept in stock for maintenance

Material-key:

St	... steel	KG	... rubber-like plastic material
FSt	... spring steel	LM	... light metal
Ms	... brass	NSt	... stainless steel

4.6 Spare Parts List RMG 408 DN 100/200 with Actuator Size 3

item no.	description	material	part no.		
			valve seat size Ø 52	valve seat size Ø 81	valve seat size Ø 102
1	screws:				
-	threaded adapter	St	00 030 169	00 030 169	00 030 169
-	cap nut	St	00 030 804	00 030 804	00 030 804
-	compression joint	St	00 030 904	00 030 904	00 030 904
2*	sealing ring	LM	00 018 787	00 018 787	00 018 787
6	cover	GLM	10 007 769	10 007 769	10 007 769
7*	rolling diaphragm	KG	10 000 688	10 000 688	10 000 688
9	diaphragm plate	St	10 007 774	10 007 774	10 007 774
10	valve stem	NSt	10 007 795	10 007 796	10 007 796
11	pressure spring: 0,2 bar to 16 bar	FSt	10 007 791	10 007 791	10 007 791
12	diaphragm assembly	GLM	10 007 761	10 007 761	10 007 761
13*	O-ring	KG	00 020 327	00 020 327	00 020 327
14*	bush	KG	10 007 689	10 007 689	10 007 689
15	stud	St	00 012 067	00 012 067	00 012 067
16	hexagon nut	St	00 013 120	00 013 120	00 013 120
17	safety washer	St	00 014 114	00 014 114	00 014 114
18*	O-ring	KG	00 020 324	00 020 324	00 020 324
19	stud	St	00 012 324	00 012 324	00 012 324
20*	sealing ring	LM	00 018 789	00 018 789	00 018 789
21	screws:				
-	threaded adapter	St	00 030 111	00 030 111	00 030 111
-	cap nut	St	00 030 803	00 030 803	00 030 803
-	compression joint	St	00 030 903	00 030 903	00 030 903
22	HELI-COIL threaded insert	St	00 026 677	00 026 677	00 026 677
23	ring segment	St	-	10 007 589	10 007 589
24	orifice	St	10 007 810	10 007 809	10 007 808
25*	perforated expansion piece	LM	10 007 460	10 007 634	10 007 834
26*	sealing washer	KG	10 007 442	10 007 644	10 007 844
27	valve plate	LM	10 007 437	10 007 638	10 007 838
28*	compensation diaphragm	KG	10 007 861	10 007 857	10 007 853
29	compensation piston	LM	10 007 455	10 007 856	10 007 852
30	valve body	GLM	10 007 735	10 007 735	10 007 735
31	stud	St	00 012 067	00 012 067	00 012 067
32	cover	GLM	10 007 876	10 007 875	10 007 874
33*	sealing ring	LM	00 018 787	00 018 787	00 018 787
34	screw plug	St	00 026 367	00 026 367	00 026 367
35	hexagon nut	St	00 013 109	00 013 109	00 013 109
36	safety washer	St	00 014 134	00 014 134	00 014 134
37	pressure plate for diaphragm	St	10 007 786	10 007 786	10 007 786
38	hexagon nut	St	00 003 399	00 003 399	00 003 399

Parts marked by an asterisk (*) are to be kept in stock for maintenance

Material-key:

St	... steel	KG	... rubber-like plastic material	NSt	...stainless steel
FSt	... spring steel	LM	... light metal		
Ms	... brass	GLM	... light metal cast		

Spare Parts List RMG 408 DN 100/200 with Actuator Size 3

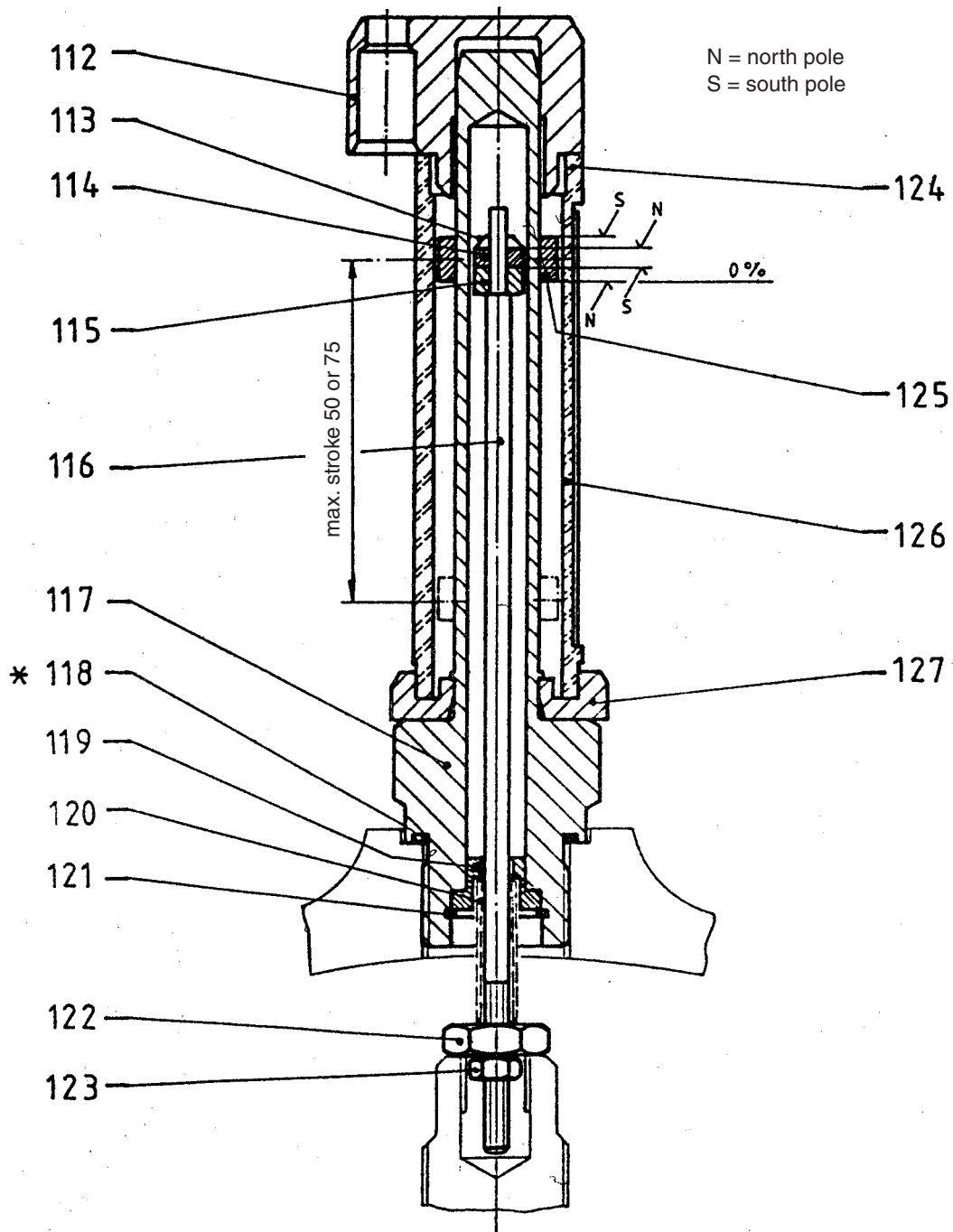
item no.	description	material	part no.		
			valve seat size Ø 52	valve seat size Ø 81	valve seat size Ø 102
39	safety washer	St	00 014 116	00 014 116	00 014 116
40	hexagon screw	St	00 010 068	00 010 068	00 010 068
41*	sealing ring	KG	10 002 099	10 002 099	10 002 099
42	hexagon screw	St	00 010 182	00 010 182	00 010 182
43	diaphragm plate support	St	10 007 787	10 007 787	00 007 787
44*	O-ring	KG	00 020 323	00 020 323	00 020 323
45	ring segment	St	10 007 589	10 007 589	10 007 589
46	valve travel limitation device	St	10 007 891	10 007 890	10 007 890
47*	sealing ring	LM	00 018 706	00 018 706	00 018 706
48	threaded adapter	St	10 008 088	10 008 088	10 008 088
50	compression joint	St	00 030 909	00 030 909	00 030 909
51	cap nut	St	00 030 810	00 030 810	00 030 810
52	safety washer	St	00 014 113	00 014 113	00 014 113
53*	O-ring	KG	00 020 324	00 020 324	00 020 324
54	cylinder screw	St	00 010 400	00 010 400	00 010 400
55*	flush bushing	Ms	10 007 841	10 007 841	10 007 841
56	protection element	St	00 020 879	00 020 879	00 020 879
57*	O-ring	KG	00 020 491	00 020 491	00 020 491
59	flow straightener	St	10 007 881	10 007 881	10 007 881
60	threaded pin	St	00 012 468	00 012 468	00 012 468
61	circlip	FSt	10 007 885	10 007 885	10 007 885
62	filling material: wire springs	FSt	00 026 361	00 026 361	00 026 361
64	stud	St	00 012 381	00 012 381	00 012 381
65	washer	St	00 008 281	00 008 281	00 008 281
66	hexagon nut	St	00 005 559	00 005 559	00 005 559
67	safety washer	St	00 014 113	00 014 113	00 014 113
68	cylinder screw	St	00 010 428	10 007 687	10 007 687
69	hexagon nut	St	00 003 399	00 003 399	00 003 399
70	washer	St	00 008 279	00 008 279	00 008 279
71	upper covering plate	LM	10 007 693	10 007 693	10 007 693
72*	O-ring	KG	00 020 281	00 020 281	00 020 281
73*	O-ring	KG	00 020 427	00 020 427	00 020 427
74	lower covering plate	LM	10 007 675	10 007 675	10 007 675
75	safety washer	St	00 014 114	00 014 114	00 014 114
76	hexagon nut	St	00 013 120	00 013 120	00 013 120
95	ring nut	St	00 013 116	00 013 116	00 013 116
96	safety washer	St	00 014 113	00 014 113	00 014 113
97	hexagon screw	St	00 010 068	00 010 068	00 010 068

Parts marked by an asterisk (*) are to be kept in stock for maintenance

Material-key:

St	... steel	KG	... rubber-like plastic material
FSt	... spring steel	LM	... light metal
Ms	... brass	NSt	... stainless steel

4.7 Spare Parts Drawing RMG 408 Travel Indication



Parts marked by an asterisk (*) are to be kept in stock for maintenance

4.8 Spare Parts List RMG 408 Travel Indication

item no.	description	material	part no.	
			travel indication 50 for orifices 30, 37, 52	travel indication 75 for orifice 81 and 102
-	travel indication 50, complete		19 082 560	
-	travel indication 75, complete			19 082 567
	remark: scale has to be ordered acc. to orifice in question			
112	cap	K	10 012 923	10 012 923
113	fixing disc	St	00 027 063	00 027 063
114	solenoid ring	HF	00 027 044	00 027 044
115	washer	K	19 082 591	19 082 591
116	guide stem	Ms	19 082 565	19 082 572
117	valve body	Ms	19 082 562	19 082 569
118*	O-ring	KG	00 020 926	00 020 926
119	bush	K	19 082 590	19 082 590
120	pressure spring	NSt	19 082 592	19 082 592
121	locking ring	St	00 019 134	00 019 134
122	washer	Ms	10 021 313	10 021 313
123	hexagon nut	Ms	00 013 158	00 013 158
124	protection glass	PGI	19 082 564	19 082 571
125	solenoid ring	HF	00 027 043	00 027 043
126	scale:			
-	valve size Ø 30		19 082 596	-
-	valve size Ø 37		19 082 597	-
-	valve size Ø 52		19 082 598	-
-	valve size Ø 81		-	19 082 599
-	valve size Ø 102		-	19 082 600
127	support ring	K	10 012 919	10 012 919

Parts marked by an asterisk (*) are to be kept in stock for maintenance

Material-key:

St	... steel	KG	... rubber-like plastic material	HF	... hard ferrite
NSt	... stainless steel	K	... plastic material		
Ms	... brass	LM	... light metal		

We supply you with products for gas pressure regulation:



RMG REGEL + MESSTECHNIK GMBH

Osterholzstrasse 45, D-34123 Kassel, Germany
Telephone (+49) 561 5007-0 • Fax (+49) 561 5007-107
gas pressure regulators and safety devices



RMG-GASELAN Regel + Meßtechnik GmbH

Julius-Pintsch-Ring 3, D-15517 Fürstenwalde, Germany
Telephone (+49) 3361 356-60 • Fax (+49) 3361 356-836
gas pressure regulating equipment, displacement meters, complete stations



Bryan Donkin RMG Gas Controls Ltd.

Enterprise Drive, Holmewood, Chesterfield S42 5UZ, England
Telephone (+44) 1246 501-501 • Fax (+44) 1246 501-500
gas pressure regulating equipment, below ground gas control modules



Bryan Donkin RMG Co. of Canada Ltd.

50 Clarke Street South, Woodstock, Ontario N4S 7Y5, Canada
Telephone (+1) 519 5398531 • Fax (+1) 519 5373339
domestic regulators and safety devices

The other RMG Companies:



RMG Messtechnik GmbH

Otto-Hahn-Strasse 5, D-35510 Butzbach, Germany
Telephone (+49) 6033 897-0 • Fax (+49) 6033 897-130
turbine meters, vortex meters, correctors, flow computers, odorizers



Karl Wieser GmbH

Anzinger Strasse 14, D-85560 Ebersberg, Germany
Telephone (+49) 8092 2097-0 • Fax (+49) 8092 2097-10

works Beindersheim

Heinrich-Lanz-Strasse 9, D-67259 Beindersheim/Pfalz, Germany
Telephone (+49) 6233 3762-0 • Fax (+49) 6233 3762-40
data logging, monitor systems, danger alarm systems



WÄGA Wärme-Gastechnik GmbH

Osterholzstrasse 45, D-34123 Kassel, Germany
Telephone (+49) 561 5007-0 • Fax (+49) 561 5007-207
design and assembly of gas pressure regulating and metering stations



ZUG GAZOMET Sp. z o.o.

ul. Sarnowska 2, 63-900 Rawicz, Poland
Telephone (+48) 65 546 24 01 • Fax (+48) 65 546 24 08
ball valves, accessories, gas pressure regulating and metering stations

The RMG Group of Companies on the internet: <http://www.rmg.de>

Serving the Gas Industry - WORLDWIDE



We reserve the right for technical changes