


Expansion Turbine - Type MTG



PRODUCT INFORMATION

**Serving the Gas Industry
Worldwide**



by Honeywell

How to make the energy accessible

The latent but unused energy potential of the expansion plant is converted by the thermodynamic process in the turbine of the direct coupled generator into electric and refrigeration energy. To pre-heat the gas, surplus thermal energy from a block-type thermal power station or distributed heat can be utilized. Depending on system design, the by-pass connected turbine takes over part or all of the expansion work from the existing and remaining gas pressure regulating station.

This power supply is useful not only for the customer but also for the environment and it is an important contribution to the implementation of the climatic protection goals all over the world. These goals are flanked by the German CHP* law and the minimum purchase obligation of CHP* power.

*Combined heat and power
(Cogeneration)

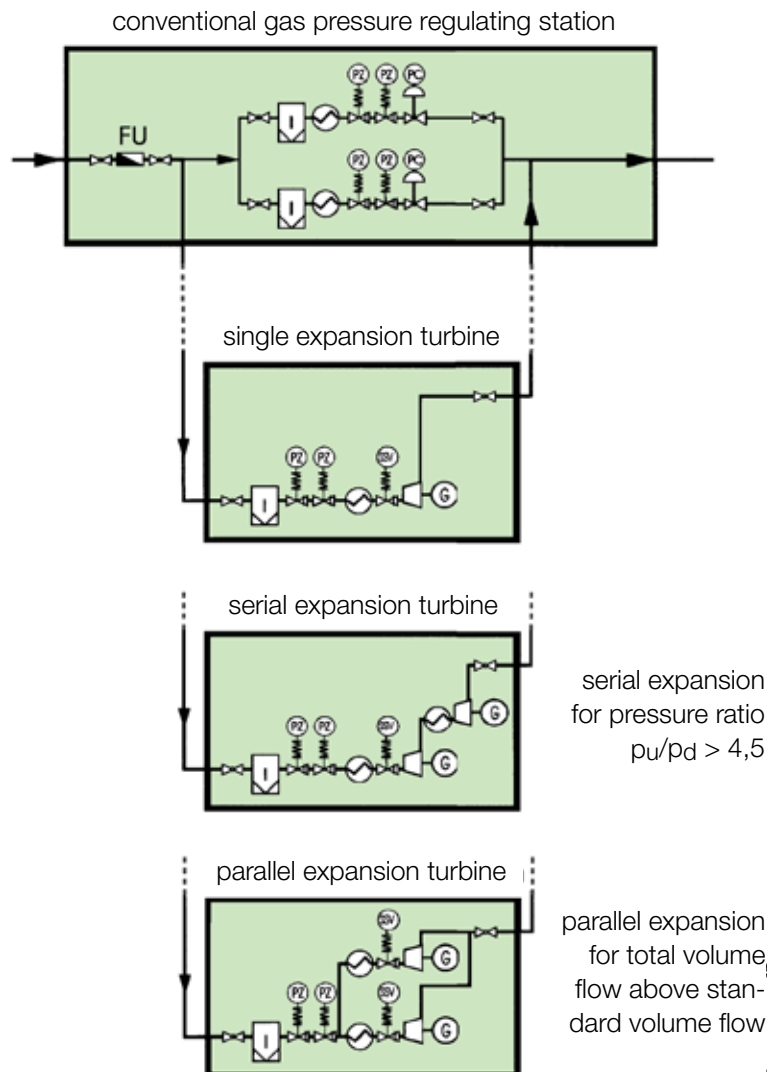
Expand not only your gas but also your opportunities

The expansion turbine immediately opens many possible applications for the recovered energy, also in combination:

- Feeding the main power grid, self-supply
- Reduction of peak loads
- Supply of the emergency power line (similar to UPS)

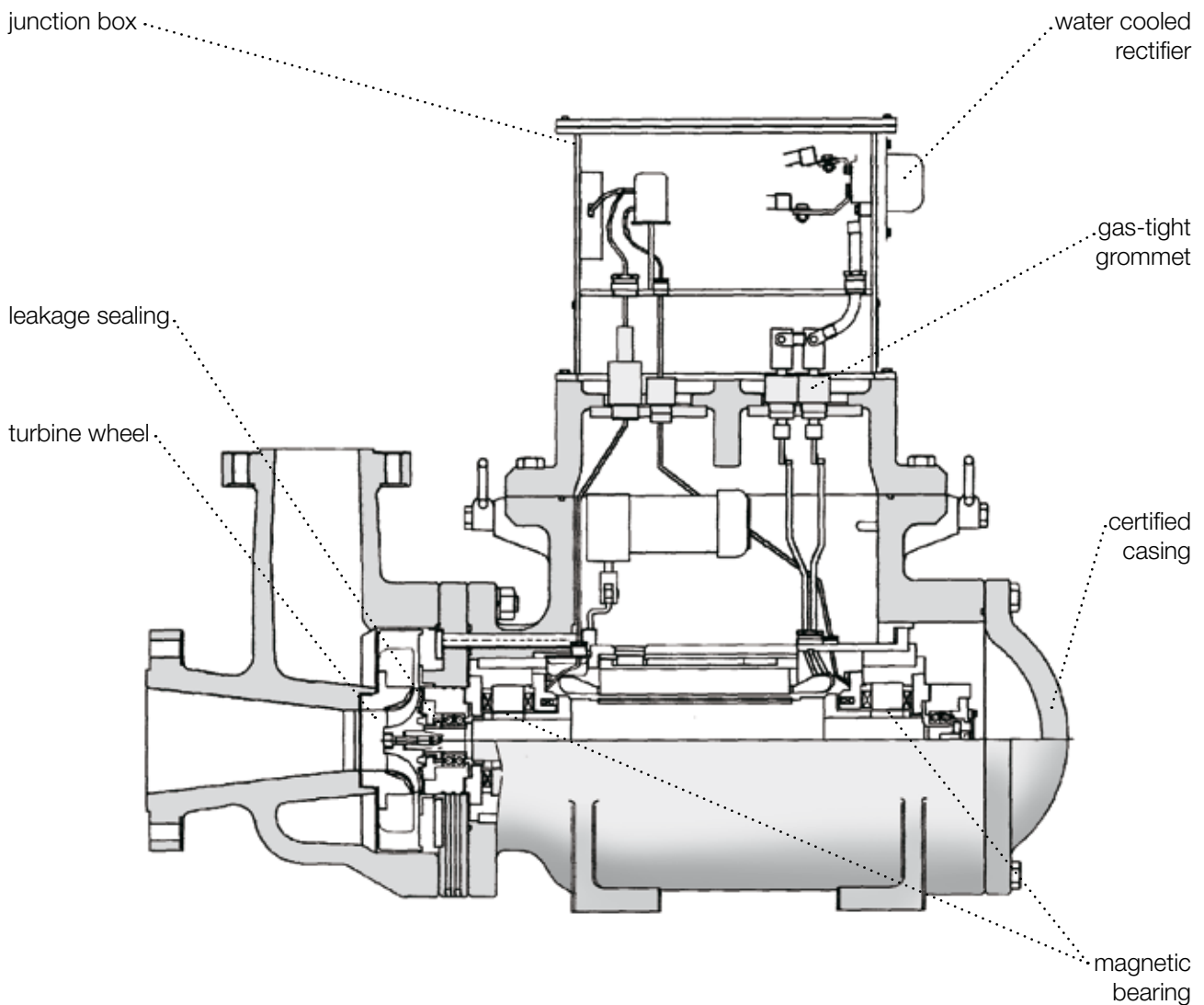
further special utilizations

- Utilization of the refrigeration energy for air-conditioning systems and process cooling
- Re-use of surplus heat




Magnetic bearing turbine generator for energy regeneration

- Oil-free, no gas contamination
- Working life over 20 years (magnetic bearings)
- Emission-free turbine generator
- No wearing parts, no material intensive maintenance intervals required
- Low vibration and noise, no noise insulation required
- High operating convenience, integration into remote control systems, remote diagnostics
- Process control system to control all operating parameters
- Generator rotor with permanent magnets and special bandage designed for peripheral speeds up to 270 m/s
- Digital control of magnetic bearing
- Guide vane control integrated in the machine



Turbine and generator direct coupled

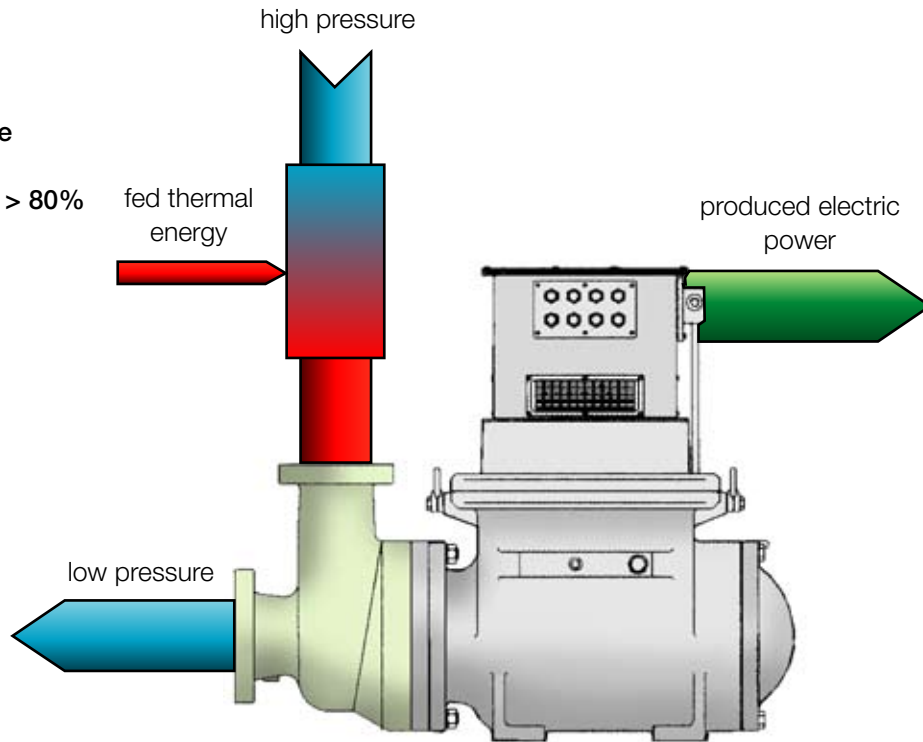
- Turbine wheel
It is exactly designed to the existing system-dependent gas pressure and the flow rate.
- Magnetic bearings
This guarantees the rotor running with no wearing parts and extremely low losses. Any load and power variation on the rotor during operation, are completely equalized by the magnetic field. Emergency support is provided (catch rings).
- Generator
The generator is constructed as a 2-way synchron machine. The rotor is a gas-cooled armature with permanent magnets. The stator is stacked from low loss electric sheet steel.
- Housing
It is gas proof and leakage-free because of no exiting shafts. It is water- and gas-cooled. The expansion turbine is CE-certified and is suitable for use according to ATEX 95.



MTG – natural gas expansion turbine

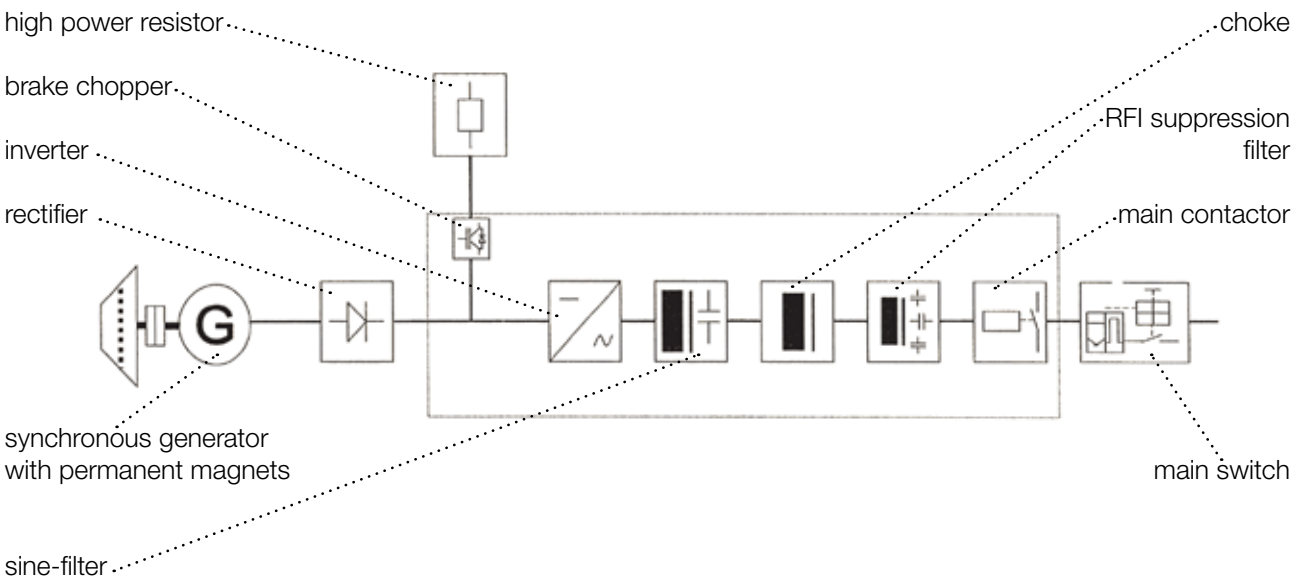
turbine generator
+ heat
+ expansion
= efficient energy use

efficiency factor: $\eta > 80\%$



Frequency inverter and grid connection

- Rectification of the high-frequency alternating current into the DC-bus.
- Utility suitable conditioning to feed into the grid (e.g. 400V / 50Hz). Connection to the medium voltage grid as option. Mains contamination is prevented by sine-filter, mains chokes and RFI-filter. In case of emergency a brake chopper with external high power resistor takes the remaining energy from the system. Safety relevant functions are part of the MC (Measurement and Control) protection system. The heat loss of the power electronics is fed back into the process heat circuit.



Questionnaire

Customer :

Address :
.....

Project :

6 Contact person :

1. Basic data

Inlet pressure opu max : bar(a)

opu min : bar(a)

Design pressure dpu : bar

Outlet pressure opd : bar(a)

Design pressure opd : bar

Flowrate : Yearly statistic (if possible as Excel-file), monthly or daily data points

Total hours per year : h

Qmax : Sm³/h

Qmin : Sm³/h

Medium: /spec. weight: kg/m³ or gas analysis

2. Construction

Building: existing building
 container

Preheating: existing hot water
 existing steam

mediumdata:

heating system
 combined heat and power plant
 limit of supply:

others:

Quotation deadline:

Please contact us for further questions:

Phone: +49 5761. 907 150 or via E-Mail: entspannungsturbine@rmg.com

EXPANSION TURBINE - TYPE MTG

Energy regeneration by high speed expansion turbines

TECHNICAL SPECIFICATIONS			
Turbine	MTG 160	MTG 450	MTG 550
type	radial turbine with vane adjustment	radial turbine with vane adjustment	radial turbine with vane adjustment
inlet pressure	max. 40 bar	max. 70 bar	max. 70 bar
max. gas flow rate	10000 Nm ³ /h	25000 Nm ³ /h	30000 Nm ³ /h
min. gas flow rate	3000 Nm ³ /h	4500 Nm ³ /h	5000 Nm ³ /h
pressure p_{ein}/p_{aus}	2.5 to 4.5	2.5 to 4.5	2.5 to 4.5
at serial expansion	6.25 to 20.25	6.25 to 20.25	6.25 to 20.25
Generator			
type	permanent synchronous generator	permanent synchronous generator	permanent synchronous generator
bearings	digital magnetic bearings	digital magnetic bearings	digital magnetic bearings
cooling	water cooling process gas cooling	water cooling process gas cooling	water cooling process gas cooling
nominal power	160 kW	450 kW	550 kW
nominal speed	45000 U/min	32000 U/min	32000 U/min
efficiency	96 %	96 %	96 %
pressure level	PN 40	PN 70	PN 70
dimensions	l = 1,093 mm, w = 955 mm, h = 735 mm	l = 1,800 mm, w = 800 mm, h = 1,500 mm	l = 1,800 mm, w = 800 mm, h = 1,500 mm
weight of MTG	approx. 800 kg	approx. 2,650 kg	approx. 2,750 kg
Control system and inverter			
power electronics	PWM inverter in IGBT - technology	PWM inverter in IGBT - technology	PWM inverter in IGBT - technology
nominal voltage	400 V	400 V	400 V
nominal power	160 kW	450 kW	550 kW
frequency	50 Hz	50 Hz	50 Hz
power factor	1	1	1
efficiency	98 %	98 %	98 %
cooling	water-cooling and air-cooling	water-cooling and air-cooling	water-cooling and air-cooling
protection	IP 44 (switchboard), IP 20 (brake resistor)	IP 44 (switchboard), IP 20 (brake resistor)	IP 44 (switchboard), IP 20 (brake resistor)
dimensions	w = 2,400 mm, h = 2,400 mm (+400 mm), d = 600 mm	w = 3,600 mm, h = 2,400 mm (+400 mm), d = 600 mm	w = 2,400 mm, h = 2,400 mm (+400 mm), d = 600 mm

Also available as turn-key container version !

For More Information

To learn more about RMG's advanced gas solutions, contact your RMG account manager or visit www.rmg.com

GERMANY

Honeywell Process Solutions

RMG Regel + Messtechnik GmbH
Osterholzstrasse 45
34123 Kassel, Germany
Tel: +49 (0)561 5007-0
Fax: +49 (0)561 5007-107

Honeywell Process Solutions

RMG Messtechnik GmbH
Otto-Hahn-Strasse 5
35510 Butzbach, Germany
Tel: +49 (0)6033 897-0
Fax: +49 (0)6033 897-130

Honeywell Process Solutions

RMG Gaselan Regel + Messtechnik GmbH
Julius-Pintsch-Ring 3
15517 Fürstenwalde, Germany
Tel: +49 (0)3361 356-60
Fax: +49 (0)3361 356-836

Honeywell Process Solutions

WÄGA Wärme-Gastechnik GmbH
Osterholzstrasse 45
34123 Kassel, Germany
Tel: +49 (0)561 5007-0
Fax: +49 (0)561 5007-207

POLAND

Honeywell Process Solutions

Gazomet Sp. z o.o.
ul. Sarnowska 2
63-900 Rawicz, Poland
Tel: +48 (0)65 5462401
Fax: +48 (0)65 5462408

ENGLAND

Honeywell Process Solutions

Bryan Donkin RMG Gas Controls Ltd.
Enterprise Drive, Holmewood
Chesterfield S42 5UZ, England
Tel: +44 (0)1246 501-501
Fax: +44 (0)1246 501-500

CANADA

Honeywell Process Solutions

Bryan Donkin RMG Canada Ltd.
50 Clarke Street South, Woodstock
Ontario N4S 0A8, Canada
Tel: +1 (0)519 5398531
Fax: +1 (0)519 5373339

USA

Honeywell Process Solutions

Mercury Instruments LLC
3940 Virginia Avenue
Cincinnati, Ohio 45227, USA
Tel: +1 (0)513 272-1111
Fax: +1 (0)513 272-0211

TURKEY

Honeywell Process Solutions

RMG GAZ KONT. SIS. ITH. IHR. LTD. STI.
Birlik Sanayi Sitesi, 6.
Cd. 62. Sokak No: 7-8-9-10
TR - Sasmaz / Ankara, Turkey
Tel: +90 (0)312 27810-80
Fax: +90 (0)312 27828-23